

# Briscoe Middle School

Home of the Cougars





School Motto:  
Challenge Yourself!

School Colors:

Blue, White, & Gold

School Theme:

*Education: The Spirit of Adventure*

# Expectations Assembly

Grade 8: Wednesday, January 3, 2007

Grade 7: Thursday, January 4, 2007

Grade 6: Friday, January 5, 2007

The most important message that you should take away from this presentation is that **every** student has the right to attend school without:

- fear of physical harm
- exposure to obscenity
- exposure to profanity
- exposure to illegal substances
- exposure to harassment

# Expectations Assembly

1. Academics

2. Citizenship

3. Discipline

4. Harassment

5. The School Day



# What are the characteristics of a responsible student?

1. Prepares for Class:
  - a. Brings appropriate materials to class.
  - b. Maintains and organized notebook.
  - c. Does quality homework regularly.



# What are the characteristics of a responsible student?


2. Maintains Good Attendance:
  - a. Attends all classes regularly.
  - b. Arrives in all classes on time.



# What are the characteristics of a responsible student?

## 3. Shows Initiative:

- a. Asks questions when learning is unclear.
- b. Finds time to read for pleasure as well as information.
- c. Is a self-directed learner.



# What are the characteristics of a responsible student?

## 4. Meets Deadlines:

- a. Completes all assigned work on time.
- b. Exhibits higher level thinking and processing skills.




# What are the characteristics of a responsible student?

## 5. Behaves Appropriately:

- a. Works cooperatively.
- b. Uses time wisely.
- c. Shows concern for self and others.
- d. Exhibits respect for all students and adults.
- e. Follows all class and school rules.



# Extra Help



**There are teachers after school almost every day to assist students.**



**See your teachers after school for extra help.**

**Take charge of your academics and seek help when you need it.**

**Your teachers are here to help you!**

# Grade Promotion & Retention

Grade retention is a widely used practice in the majority of schools across this nation. Nationally, 2-8% of the K-12 public school population is retained each year.

Many students are required to attend summer school in order to move on to the next grade level.

The decision whether or not a student is retained is ultimately decided by the building principal.

Remember...

**Every** student has the right to attend school without:

- fear of physical harm
- exposure to obscenity
- exposure to profanity
- exposure to illegal substances
- exposure to harassment

# Expectations Assembly

1. Academics

2. Citizenship

3. Discipline

4. Harassment

5. The School Day



# Citizenship

Citizenship refers to

- Respect for Yourself
- Respect for Others
- Respect for the School.

# Citizenship: Respect for Yourself

**Respecting yourself means...**

**taking care of yourself.**

**taking responsibility for your own choices.**

**taking responsibility for your own actions.**

**doing what's right.**

# Citizenship: Respect for Others

Respecting others refers to the Golden Rule:

“Do unto others as you would  
have done unto you.”

What this means is to treat others  
the same way that you want to be treated.



# Citizenship: Respect for Others



# Citizenship: Respect for the School

Respecting the school refers to treating our school the same way you would treat your home. Take pride in your school!



Keep it clean by:

- never littering (dropping papers or trash)
- picking up papers (even if they're not yours)
- Not chewing gum!
- never scribbling or doodling on desks, walls, lockers, etc.

Remember...

**Every** student has the right to attend school without:

- fear of physical harm
- exposure to obscenity
- exposure to profanity
- exposure to illegal substances
- exposure to harassment

# Expectations Assembly

1. Academics
2. Citizenship
3. Discipline
4. Harassment
5. The School Day



# Discipline

## Gum:

No gum chewing is ever allowed in school.



If you are caught chewing gum, an adult will ask you to throw it away- do so immediately.

Excessive gum chewing will result in disciplinary action.

# Discipline

## Disrespectful or Disruptive behavior:

1 <sup>st</sup> Offense	Teacher may assign warning or detention
2 <sup>nd</sup> Offense	Teacher may assign detention or refer student to an administrator

## **DETENTION:**

Students who demonstrate minor discipline problems may be assigned classroom or office detention.

Office detention is assigned for infractions that occur outside the classroom or for chronic problems in the classroom.

# Discipline

## **DETENTION:**

If any student skips a teacher's detention, the teacher may give the student a second chance to make up the detention.

If a teacher reports that a student has skipped his/her assigned detention then that student will be assigned an **office detention**.

Skipping an office detention may result in a **Suspension**.

## **DETENTION:**

1. There is absolutely no talking during detention.
2. You may not leave detention for any reason.
3. You must be in detention by 3:05 PM or you will be assigned another detention.

## **DETENTION:**

4. You are responsible for bringing work to complete during detention.
5. If you have not brought work with you, be sure to have a book to read.
6. If you do not have a book, one will be given to you to read during detention.
7. If you are able to follow these simple rules, Mr. Goncalves and Mrs. Jenko will be notified that you have successfully served your detention.

# DETENTION:

8. If you are not able to follow these rules for whatever reason, Mr. Goncalves and Mrs. Jenko will be informed that you were not able to successfully serve your detention and another detention will be assigned.
9. You are not allowed to leave until you are dismissed.
- 10. Remember, there is absolutely no talking during detention.**

# Discipline

## **Hands-Free School:**

- Students must respect one another's personal space.
- Inappropriate touching will not be tolerated.
- Inappropriate horse-play will not be tolerated.

# Discipline

## Passes:

Any time that a student is outside of class during regular class time a pass must be in the student's possession or a signed Agenda Book.

At no time should a student be in the halls or restroom during class time without a pass or in the company of an adult.

Students may be stopped in the halls by an adult who may ask to see a pass.

Students without a pass should be sent to the office immediately.



# Discipline

## **Unlawful Behavior:**

Possession or use of **tobacco or tobacco products, alcohol, drugs, weapons, incendiary devices** (including matches or cigarette lighters), **threats of violence** and other **felonies**:

1<sup>st</sup> Offense      External suspension, police notification, and parent conference.

2<sup>nd</sup> Offense      External suspension with possibility of expulsion, police notification, and parent conference.

Any of these incidents can result in referral to the Child Welfare Office and/or the Police.

For any suspension, an **Incident Report** is filed.

# Discipline

## INCIDENT REPORTS:

Principals are responsible for reporting criminal activity to the police department and to the Superintendent's Office.

Acts that require such reports include but are not limited to:

- Physical Assault
- Destruction of Property (Graffiti, Arson, or Vandalism)
- Theft
- Threats or Civil Rights Violations
- Possession or Use of a Dangerous Weapon
- Possession or Distribution of a Controlled Substance
- Coming onto School Property under the Influence of Alcohol or Other Drugs.

# Discipline


## SEARCH AND SEIZURE:

A student may be subjected to a search of his or her person, locker, desk, gym bag, purse or any other space which might conceal material if there is **reasonable suspicion** to believe that the student is carrying or concealing alcohol, drugs, illegal substances, weapons, or any other object which may result in physical injury or harm to other students.

# Discipline

## Dress Code:

No clothing with pictures, symbols, or words about alcohol, tobacco, drugs, violence, or sex are allowed in school.



# Discipline

## **Dress Code:**

No underwear should ever be seen.

No skin around the stomach or lower back should ever be seen.

This applies to when you are standing and sitting.

Skirts must be below your fingertips when your hands are at your side.

# Discipline

## Dress Code:

Shirts may not be low cut in the front.



Shoulder-straps must be 2 inches in width or more.



# Discipline

## **Dress Code:**

No hats or coats are allowed in school.

If a student is in violation of the school's dress code, he or she should be asked to change into something more appropriate if possible.

If the student does not have a change of clothing, then the student should be sent to the office so that suitable clothing may be found.

# Discipline

Students need to be aware that attending field trips, team activities, dances, or school assemblies are a privilege.

If a student experiences habitual problems with self-discipline, these privileges will be denied.

This decision, once made by the administration, based on the recommendation of the teaching staff, shall not be subject to review.

Remember...

**Every** student has the right to attend school without:

- fear of physical harm
- exposure to obscenity
- exposure to profanity
- exposure to illegal substances
- exposure to harassment

# Expectations Assembly

1. Academics
2. Citizenship
3. Discipline
4. Harassment
5. The School Day



# Harassment

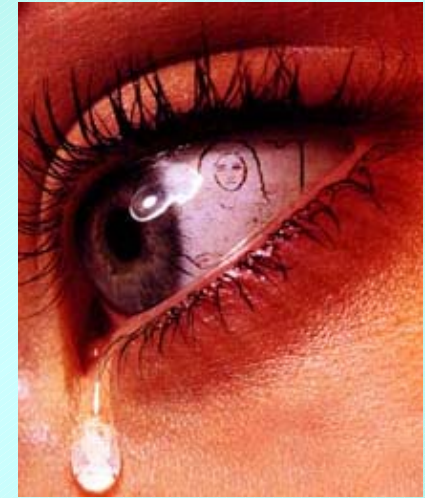
At Briscoe we have zero tolerance for bullies and bullying behaviors. If you are being seriously bothered by someone, you should tell an adult immediately! Don't let it get worse!

Respect one another. Violence in any form will not be tolerated. Threats of any kind are taken extremely seriously!

Teasing leads to Bullying!

Bullying leads to Harassment!

# Harassment



**Harassment** is when teasing/bullying becomes persistent, pervasive, & severe.

Harassment has the purpose or effect of:

- Creating an intimidating, hostile, humiliating, or offensive educational environment.
- Substantially or unreasonably interfering with a person's academic performance.

# Harassment

## **Discrimination:**

Discrimination occurs when an individual is treated adversely in an educational setting on the basis of the individual's:

Gender

Race

Color

National origin

Ancestry

Religion

Disability

Sexual orientation

## **DISCRIMINATION/HARASSMENT POLICY**

It is the policy of the Beverly Public Schools to provide a safe and secure learning environment for all its students.

# Harassment

## **Harassment:**

In this school district harassment, whether verbal or physical, is unacceptable and will not be tolerated.

Harassment may include, but is not be limited to, the following examples:

- Verbal Harassment
- Physical Harassment
- Written Harassment
- Visual Harassment
- Retaliation

Remember...

**Every** student has the right to attend school without:

- fear of physical harm
- exposure to obscenity
- exposure to profanity
- exposure to illegal substances
- exposure to harassment

# Expectations Assembly

1. Academics
2. Citizenship
3. Discipline
4. Harassment
5. The School Day



# The School Day

The School Day begins as soon as you leave for school and ends when you get home.

This means that the school rules apply to you from the moment you leave for school until the moment you get home.

# The School Day

If you ride the bus or walk to school, all school rules apply. Any disciplinary infractions may result in disciplinary action taken by the school and/or police.

Violation of bus rules will result in your suspension from the bus for a specified period of time or for the remainder of the school year.

# The School Day

Any student arriving to school prior to 8:30AM should report to the cafeteria and wait until dismissed at 8:30AM.

No student should be on the 2<sup>nd</sup> or 3<sup>rd</sup> floor unless he/she has made prior arrangements to work with a teacher.

6<sup>th</sup>, 7<sup>th</sup>, & 8<sup>th</sup> graders each have an assigned location in the cafeteria.

# The School Day

Upon entering the school, boys must take off their hats.

Electronic devices should be turned off.

No student should ever walk through the auditorium.

No consumption of food or drink is permitted outside of the cafeteria.

# The School Day

Once in the cafeteria, students should find a seat and sit quietly until they are dismissed.

Only prior to 8:30AM, may students listen to music before going to their lockers.

# The School Day

Breakfast is served from 8:25-8:40AM each morning. All cafeteria rules apply during breakfast. When returning to class, students should move through the halls quietly and safely. Quietly implies not yelling or screaming when returning to class. Safely implies not running and not pushing or shoving other students.

# The School Day

At 8:30 AM students should proceed to their lockers and immediately to homeroom. Any student not in homeroom by 8:45 AM needs to pick up a late pass in the main office.

For every 4 unexcused tardies, an Office Detention will be assigned.

# The School Day

## **IF YOU ARE ABSENT FROM SCHOOL:**

A student who is not in homeroom will be marked absent. Any student marked absent will receive a phone call that morning unless a parent/guardian has already called the office.

If a student is absent then the student will need to bring to school a written excuse for his or her absence upon return to school.

**Absence notes should include the following: (a) the child's name; (b) the date(s) of absence; (c) the reason for absence, and (d) the parent or guardian's signature.**

# The School Day

## **What should a student do if he/she needs to be dismissed early from school?**

If a student needs to be dismissed early from school, he or she must bring a note explaining the dismissal to the main office before homeroom. Each request must state the specific time and reason for the dismissal and must be signed by a parent or legal guardian.

The student will be issued a dismissal note from the main office and should present the note to his or her classroom teacher at the beginning of the class that he or she will be leaving. This note should be given to the office prior to the student leaving school.

# The School Day

## Locker Expectations:

Lockers should be locked at all times.

All electronic devices should be turned off and placed in lockers.

Hats & coats should also be placed in lockers.

Lockers should be clean & organized.

# The School Day

Getting caught with an electronic device:

1<sup>st</sup> Offense: Item will be confiscated and returned at the end of the day.

2<sup>nd</sup> Offense: Item will be confiscated and returned at the end of the week.

3<sup>rd</sup> Offense: Item will be confiscated and returned to parent/guardian.

# The School Day

Any student needing to make a phone call during the school day will need a pass from his/her teacher.

The student should report to the main office with the pass in order to make a phone call using the office phone.

\*No student should ever use a personal cell phone during the school day.

# The School Day

How can students get to class on time?

1. Never use the restroom between classes.
2. Have your materials for the next class with you.
3. Move quickly; there's not time to socialize between classes.

# The School Day

## Passing Time Expectations:

1. No running/pushing/shoving.
2. Keep your voices down (no yelling).
3. Stay to the right (especially on stairs).
4. Keep stairwells & doorways clear.
5. No PDA (public display of affection) ever; this includes hugging!

# The School Day

What happens if you're late for class?

1. Teacher could give you a warning, call your parents, or give you a detention.
2. If your teacher sends you to the office to get a pass, you will be given a pass and an Office Detention.

# The School Day

## Restroom Protocols:

Students may use the restroom before homeroom, before lunch, & during lunch.

Any other time will require a pass from a teacher.

There is not enough time between classes to use the restroom.

# The School Day

When using the restroom:

- Be sure to flush the toilet/urinal.
- Be sure to wash hands.
- Be sure to dispose of any paper towels in the trash basket.

\*Any restroom that is not being used properly will be shut down.

# The School Day

Visiting the Nurse:

Students may visit the nurse before homeroom, before lunch, & during lunch.

Any other time will require a pass from a teacher.

There is not enough time between classes to visit the nurse.

# The School Day

Visiting your Guidance Counselor:

Students may visit their Guidance Counselor before homeroom, before lunch, & during lunch.

Any other time will require a pass from a teacher.

There is not enough time between classes to visit the nurse.

# LUNCH

1. Students should sit at their assigned tables at lunch (16 students per table, no more than 8 students per side).
2. Students should wait at their table patiently until an adult dismisses them to buy lunch.
3. Students should raise their hands in order to buy more food/drink or ask permission to go to the restroom.

# LUNCH

4. Students may not move from table to table during lunch.
5. Students should never throw food or drinks during lunch.
6. Students should never push or shove one another during lunch.

# LUNCH

7. Students should be sure to pick up all of the trash on and under their tables before being dismissed.
8. Once dismissed, students should return to class immediately. Students should not hang around in the halls or wait for their friends to be dismissed from lunch. When returning to class, students should move through the halls quietly and safely. Moving quietly implies not yelling or screaming, and moving safely implies not running, pushing, or shoving other students.

# LUNCH

Students need to ask permission to leave their lunch table if they need to buy more food/drink or to use the restroom.

Students may be assigned a new lunch table for repeated disciplinary infractions.

Students may not switch lunch tables without permission.

# LUNCH

Students are expected to pick up all trash from on and under their tables when being dismissed.

Students may not leave until they are dismissed by an adult.

# The End of the Day

After students are dismissed by their teachers at the end of the school day, they should go to their lockers and then:

Stay after school for help with a teacher.

Attend after-school events or practices.

Report to detention by 3:05 PM.

Get on your bus or begin walking home.

# The End of the Day

Students may not hang around school after 3:00 PM unless they are with an adult.

The late bus arrives at 3:40 PM.

Only students who stayed after school with an adult and have a late pass may ride the late bus.

Remember...

**Every** student has the right to attend school without:

- fear of physical harm
- exposure to obscenity
- exposure to profanity
- exposure to illegal substances
- exposure to harassment

# Thank You!

## **Briscoe Middle School**

Home of the Cougars

